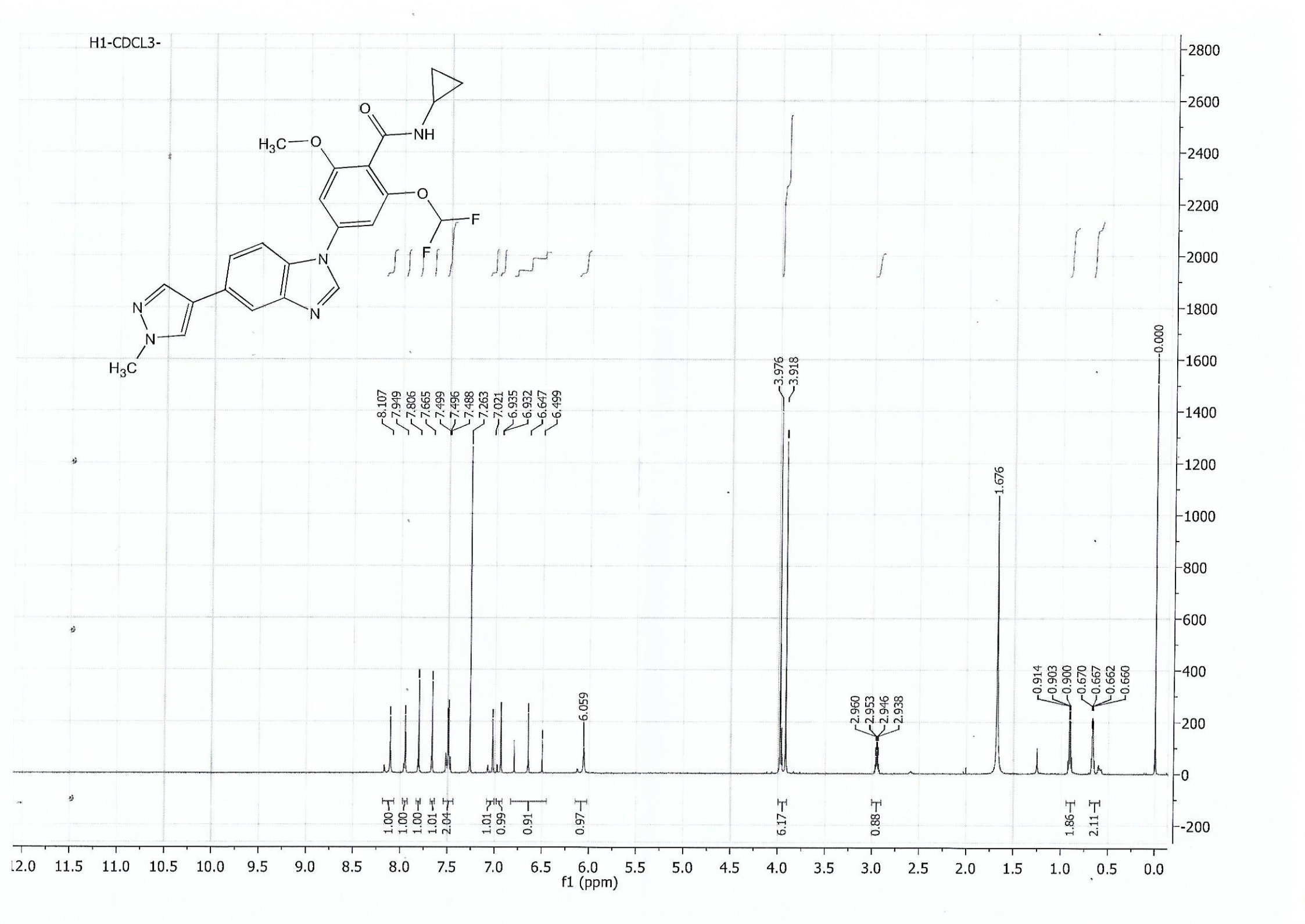
H1-CDCL3-
O
NH
H_3C—O
O
F
F
N
N
N
N
H_3C
8.107
7.949
7.806
7.665
7.499
7.496
7.488
7.263
7.021
6.935
6.932
6.647
6.499
6.059
3.976
3.918
2.960
2.953
2.946
2.938
1.676
0.914
0.903
0.900
0.670
0.667
0.662
0.660
0.000
1.00
1.00
1.00
1.01
2.04
1.01
0.99
0.91
0.97
6.17
0.88
1.86
2.11
f1 (ppm)

453

Method Info : Mobile Phase: A:Water(10mM NH4HCO3) B:ACN
Gradient: 10%B for 1 min,10%B increase to 95%B within 7min,95%B for 7min
Flow Rate: 1.0 ml/min
Column:Xbridge C18,3.5um,4.6*150mm
Column Temperature:40C

Sample Info : Easy-Access Method: '2-HPLC-15MIN.M'

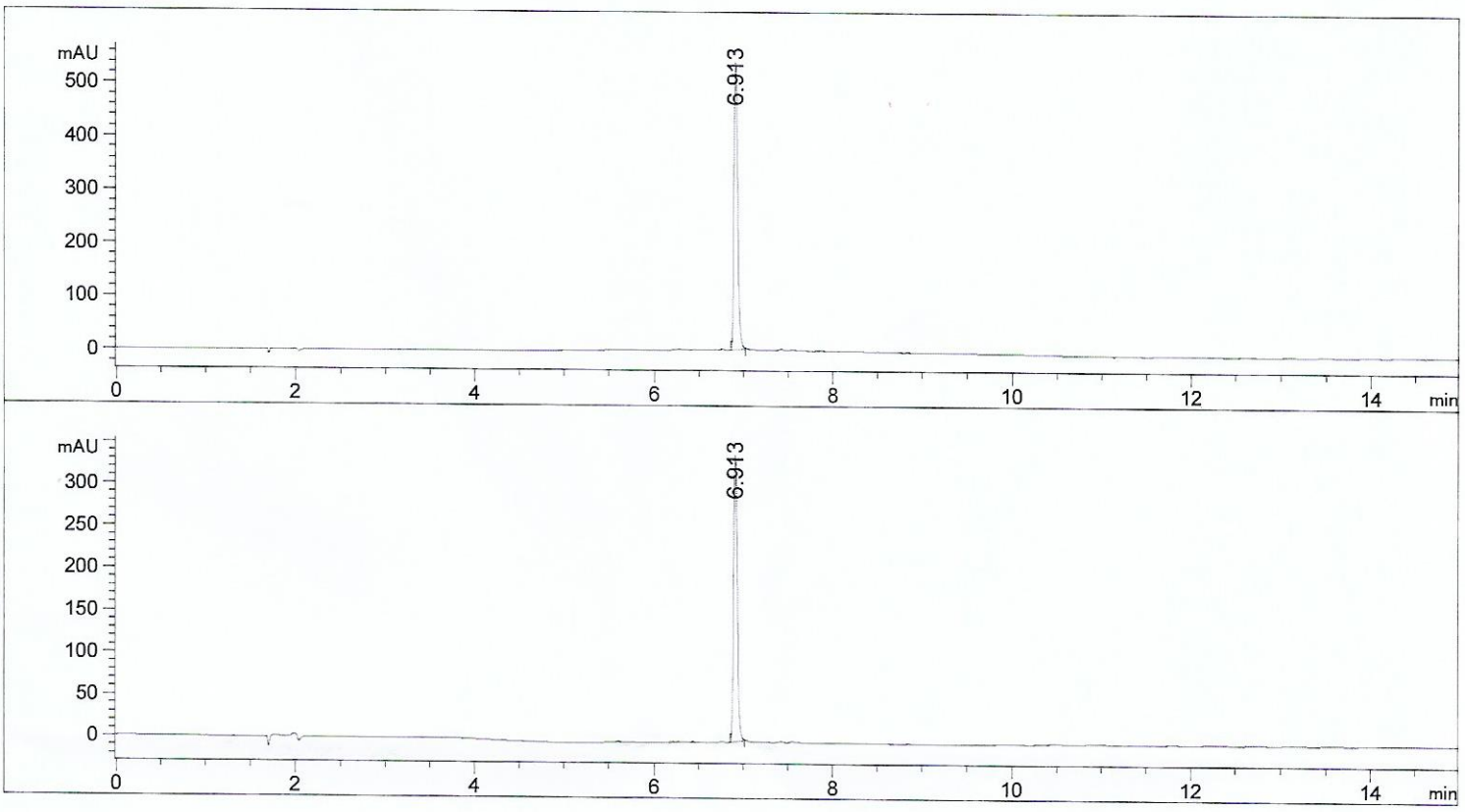

==========

Area Percent Report

==========

Sorted By : Signal
Multiplier : 1.0000
Dilution : 1.0000
Use Multiplier & Dilution Factor with ISTDs

Signal 1: DAD1 A, Sig=214,4 Ref=off

Peak #	RetTime [min]	Type	Width [min]	Area [mAU*s]	Height [mAU]	Area %
1	6.913	BB	0.0458	1605.98511	538.68011	100.0000

Signal 2: DAD1 B, Sig=254,4 Ref=off

Peak #	RetTime [min]	Type	Width [min]	Area [mAU*s]	Height [mAU]	Area %
1	6.913	BB	0.0457	1008.78442	339.11047	100.0000

453

Sample Info : Easy-Access Method: '1-POS-3MIN.M'
Method Info : Mobile Phase: A: water(0.05%TFA) B: ACN(0.05%TFA)
Gradient: 5%B increase to 95%B within 1.3 min, 95%B for 1.7 min.
Flow Rate: 2.0ml/min
Column:Sunfire C18,4.6*50mm,3.5um
Column Temperature: 50C
Detection:UV(214,4nm) and MS(ESI,Pos mode,110 to 1500 amu)

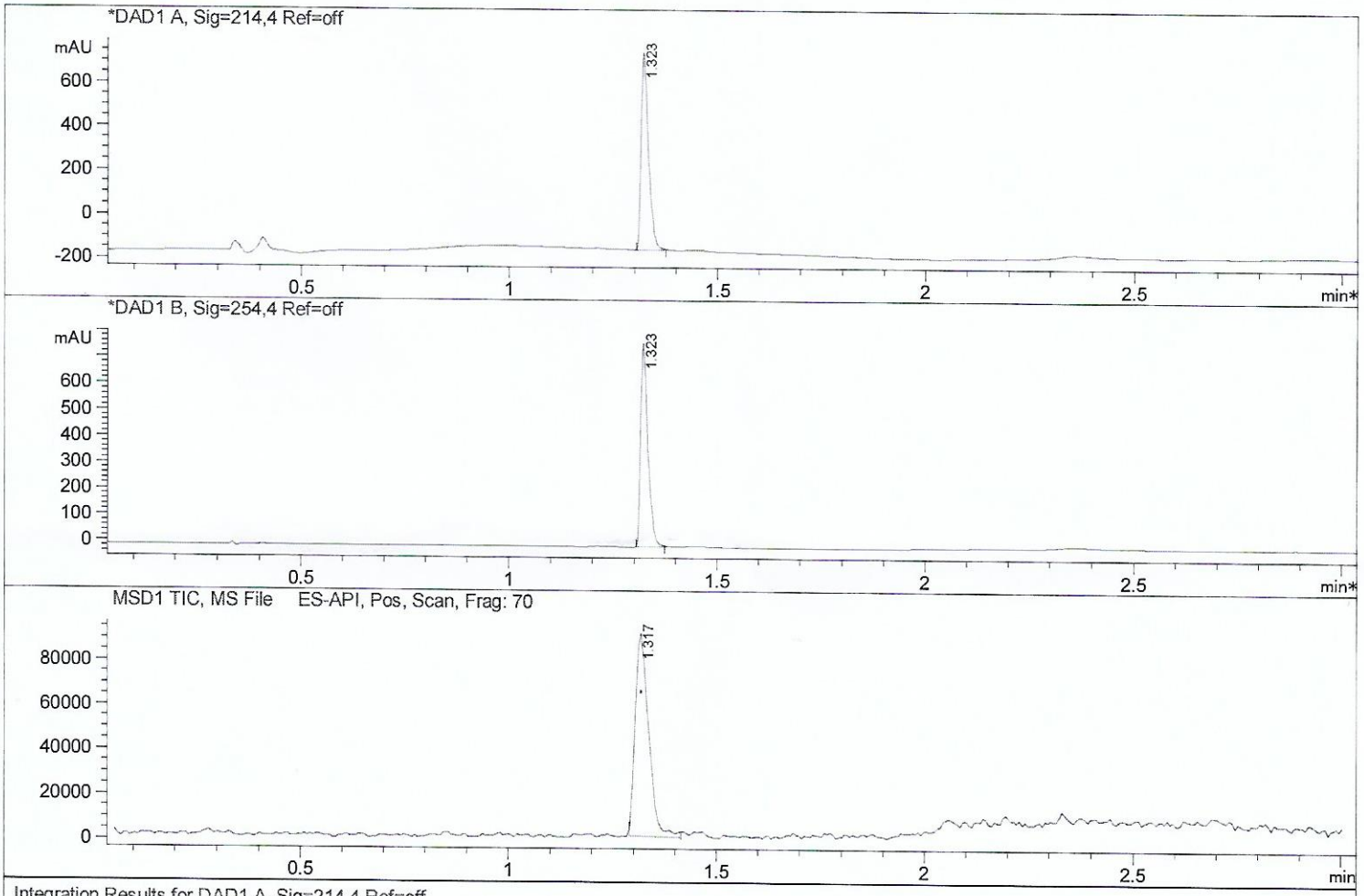

Integration Results for DAD1 A, Sig=214,4 Ref=off

RetTim	Width	Area	Height	Area%
1.32	0.02	1089.61	903.86	100.00

Integration Results for DAD1 B, Sig=254,4 Ref=off

RetTim	Width	Area	Height	Area%
1.32	0.02	937.02	778.20	100.00

Ret. Time: 1.32 <<<< POSITIVE SPECTRA >>>>

